

A63

一体型 3°

刚性值(μm / kgf)
P. 202

不平衡量 N
P. 205



A63-SLSA6-150-M97

Fig. 1

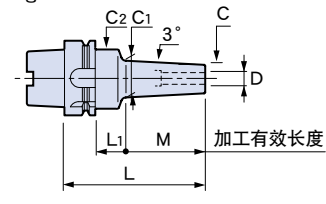
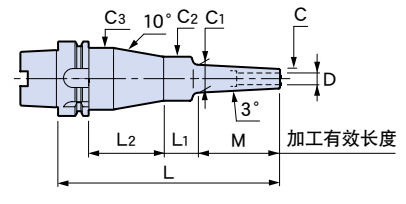


Fig. 2



一体型 CURVE

CV

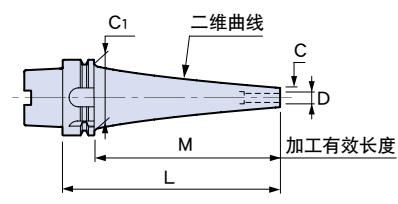
刚性值(μm / kgf)
P. 202

不平衡量 N
P. 205



A63-SLSA8-150 cv

Fig. 3



■标准附属品
●冷却液导管(固定式)→P.186
●可对应可动式冷却液导管→P.186

■备考
●可对应可动式冷却液导管→P.186

■注意事项
●刀具安装…插入刀具时,请务必将刀具插入比安全记号更深的位置。

壁厚 t
安全记号
最短夹持长度 H
刀具最大插入长度 h

 HEATROBO电磁 1200S (HRD-01S-230AS)
电磁式加热器对应表

[○] 可加热 [×] 不可加热
[▲] 垫高加热器后可进行加热→P.201
[★] 使用线圈和标准时不同。请使用2号加热线圈。

型号	Fig.	φD	φC	t	L	M	L ₁	L ₂	φC ₁	φC ₂	φC ₃	H	h	Kg	N	S	缩略图
A63-SLFB3- 75-M 22	1	3	9.5	3.25	75	22	27	—	11.8	25	—	9	50	0.7	8.1	1.9	
- 95-M 42					95	42			13.9				70	0.8	8.5	3.2	
-105-M 22					105	22	57		11.8	26			80	0.9	8.2	2.3	
-120-M 67					120	67	27		16.5	25			95	0.8	9.7	5.3	
-125-M 42					125	42	57		13.9	26			100	0.9	8.7	3.8	
-135-M 22	2				135	22	33	54	11.8	25	39		110	1.1	8.5	2.3	
-150-M 67	1				150	67	57	—	16.5		—		125	0.9	9.8	6.4	
-155-M 42	2				155	42	33	54	13.9		39		130	1.1	8.9	3.9	
-180-M 67					180	67			16.5				155	1.2	10	6.4	
A63-SLSA4- 95-M 42	1	4	7	1.5	95	42	27	—	11.4	25	—	12	70	0.7	9.2	7.2	
-120-M 67					120	67			14				95	0.8		11.7	
-125-M 42					125	42	57		11.4				100		9.4	7.9	
-150-M 67					150	67			14				125	0.9		12.8	
-M 97						97	27		17.2					0.8	10.6	16.6	
-155-M 42	2				155	42	33	54	11.4		39		130	1.1	9.6	7.9	
-180-M 67					180	67			14				155			12.8	
-M 97	1					97	57	—	17.2		—			0.9	10.8	18.4	
-210-M 97	2				210		33	54			39		185	1.2	11	18.2	
-SLRA4- 75-M 22	1	4	10	3	75	22	27	—	12.3	25	—	12	50	0.7	8.6	1.7	
- 95-M 42					95	42			14.4				70	0.8	9.2	3.1	
-105-M 22					105	22	57		12.3				80		8.7	2.2	
-120-M 67					120	67	27		17				95		10.3	5.1	
-125-M 42					125	42	57		14.4				100		9.3	3.8	
-135-M 22	2				135	22	33	54	12.3		39		110	1.1	8.9	2.2	
-150-M 67	1				150	67	57	—	17		—		125	0.9	10.4	6.3	
-M 97						97	27		20.2				124	0.8	11.7	7.7	
-155-M 42	2				155	42	33	54	14.4		39		130	1.1	9.6	3.8	
-180-M 67					180	67			17				155	1.2	10.7	6.2	
-M 97	1					97	57	—	20.2		—		154	0.9	11.8	9.5	
-M127						127	27		23.3	32				1	14.8	9.4	
-210-M 97	2				210	97	33	54	20.2	25	39		184	1.2	12.1		
-M127	1					127	57	—	23.3	32	—			1.1	15.1	10.4	
-240-M127	2				240		30	57			46		214	1.5	15.4	10.3	
-SLFB4- 75-M 22	1	4	12	4	75	22	27	—	14.3	25	—	12	50	0.7	8.4	1.3	
- 95-M 42					95	42			16.4				70	0.8	9	2.2	
-105-M 22					105	22	57		14.3				80		8.5	1.8	
-120-M 67					120	67	27		19				95		10.3	3.6	
-125-M 42					125	42	57		16.4				100	0.9	9.1	2.9	
-135-M 22	2				135	22	33	54	14.3		39		110	1.1	8.7	1.8	
-150-M 67	1				150	67	57	—	19		—		125	0.9	10.4	4.7	
-155-M 42	2				155	42	33	54	16.4		39		130	1.1	9.4	2.9	
-180-M 67					180	67			19				155	1.2	10.6	4.6	
-SLSA4- 90 CV	3	4	7	1.5	90	64	—	—	53	—	—	12	65	1	9.3	1.8	
-120 CV					120	94							95	1.1	10.1	2.7	
-150 CV					150	124							125	1.3	11	4	
-180 CV					180	154							154	1.4	11.6	6.6	
-210 CV					210	184							185		11.8	11.6	
-240 CV					240	214							214	1.6	13.1	14	
-270 CV					270	244							245	2	15.4	11.9	
-300 CV					300	274							275	2.1	16.3	15.9	
-SLRA4-120 CV	3	4	10	3	120	94	—	—	53	—	—	12	95	1	8.6	1.9	
-150 CV					150	124							125	1.1	9.3	2.9	
-180 CV					180	154							155	1.4	10.9	3.3	
-210 CV					210	184							185		11.3	5.6	

特点

加热装置

一体型 3°
一体型 CURVE

一体型系列

2 体型系列

UNO

强力型 热接力棒

Z

直柄延长杆

相关商品

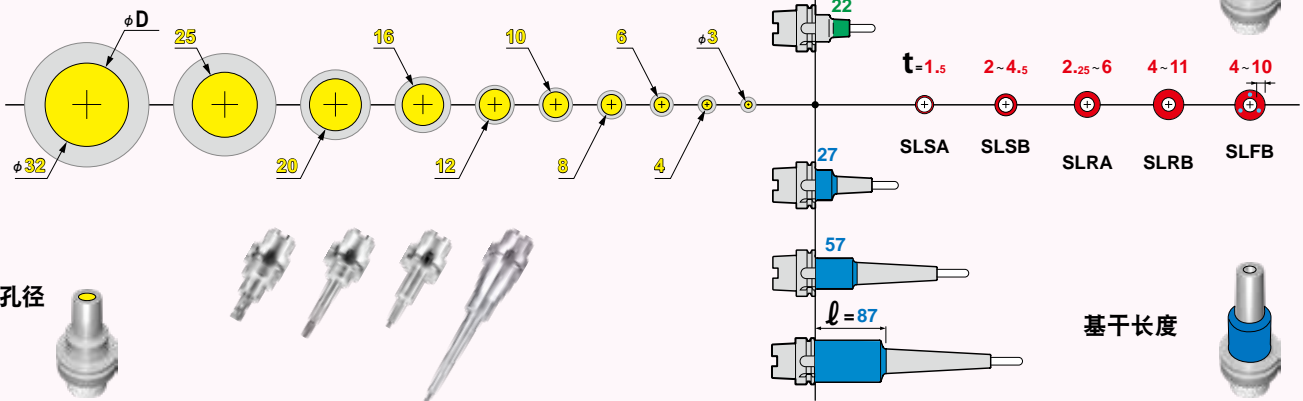
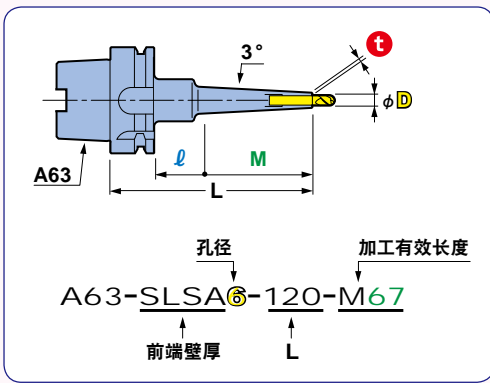
周边机器

参考资料

300种丰富的产品型号

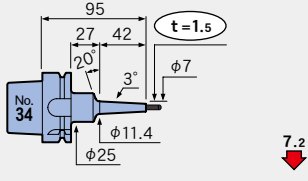
HSK-A63 系统

- 一体型3°刀柄，根据 **孔径** **基干长度** **加工有效长度** **前端壁厚** 的不同，组合成300种丰富的产品型号，可根据您的加工内容选择最佳刀柄。

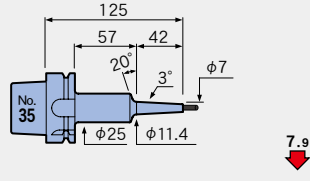


φ4

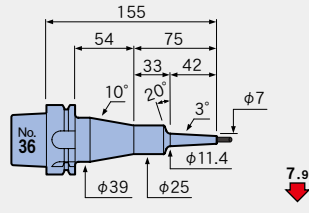
A63-SLSA4-95-M42



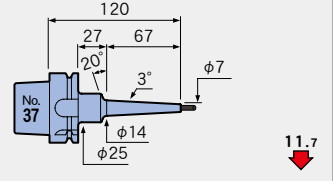
A63-SLSA4-125-M42



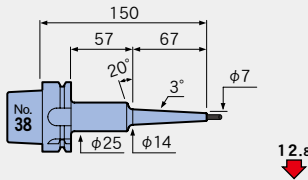
A63-SLSA4-155-M42



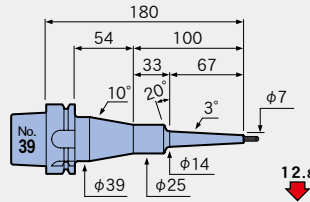
A63-SLSA4-120-M67



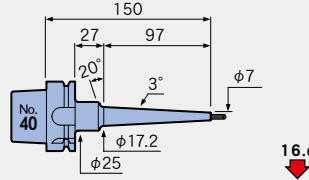
A63-SLSA4-150-M67



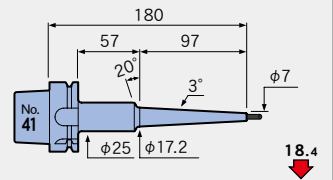
A63-SLSA4-180-M67



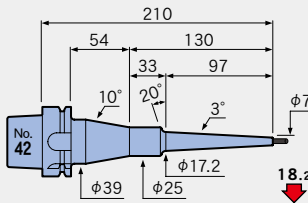
A63-SLSA4-150-M97



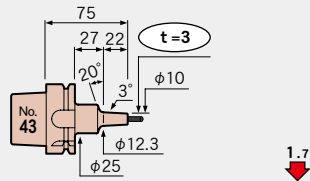
A63-SLSA4-180-M97



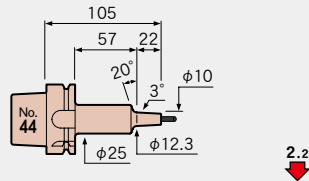
A63-SLSA4-210-M97



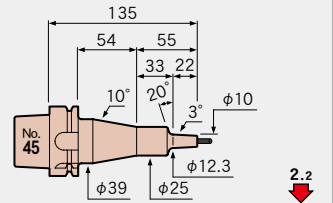
A63-SLRA4-75-M22



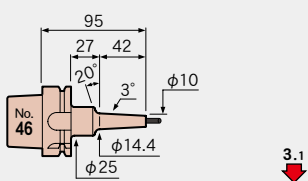
A63-SLRA4-105-M22



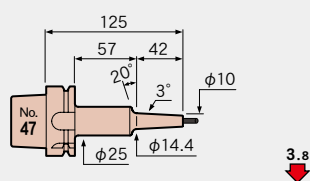
A63-SLRA4-135-M22



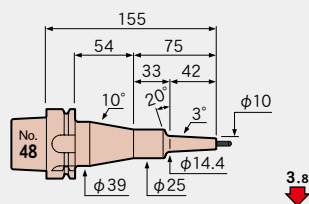
A63-SLRA4-95-M42



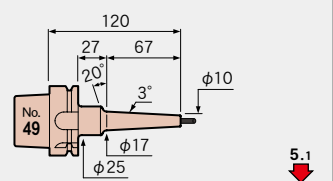
A63-SLRA4-125-M42



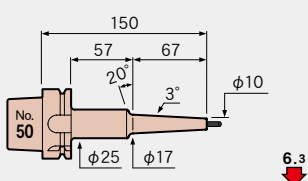
A63-SLRA4-155-M42



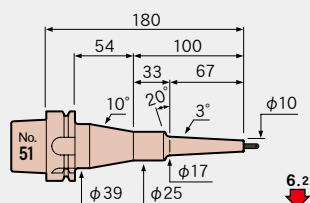
A63-SLRA4-120-M67



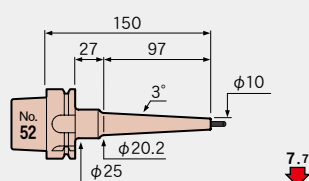
A63-SLRA4-150-M67



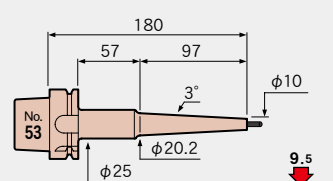
A63-SLRA4-180-M67



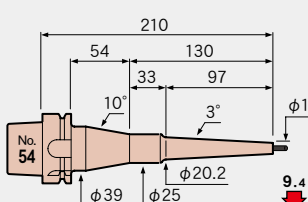
A63-SLRA4-150-M97



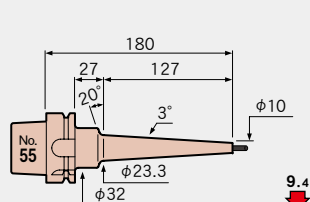
A63-SLRA4-180-M97



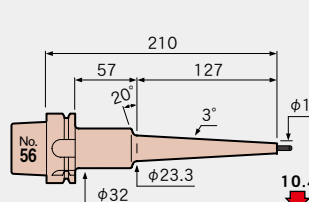
A63-SLRA4-210-M97



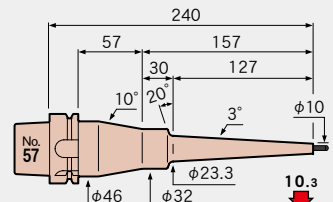
A63-SLRA4-180-M127



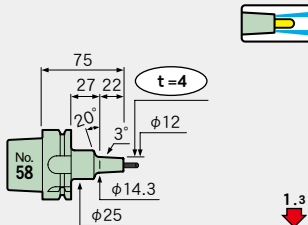
A63-SLRA4-210-M127



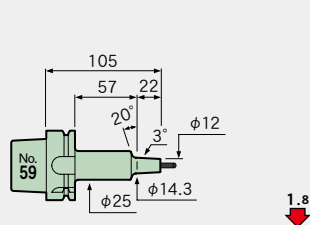
A63-SLRA4-240-M127



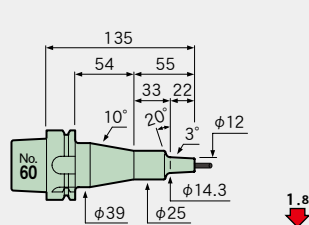
A63-SLFB4-75-M22



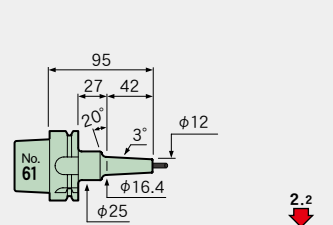
A63-SLFB4-105-M22



A63-SLFB4-135-M22



A63-SLFB4-95-M42



特点

一体型 3° 一体型 CURVE

一体型系列

2 体型系列

UNO

强力型 热敏刀磨

Z

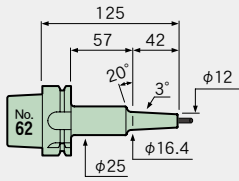
直柄延长杆

相关商品

周边机器

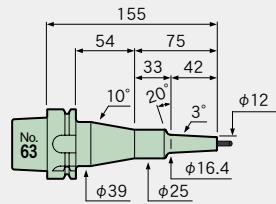
参考资料

A63-SLFB4-125-M42



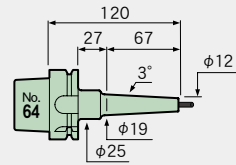
2.9

A63-SLFB4-155-M42



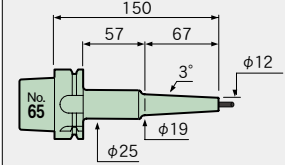
2.9

A63-SLFB4-120-M67



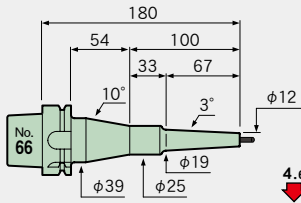
3.6

A63-SLFB4-150-M67



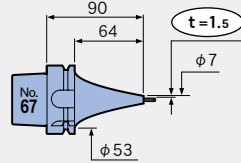
4.7

A63-SLFB4-180-M67



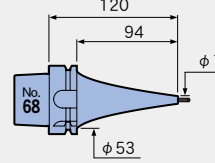
4.6

A63-SLSA4-90 CV



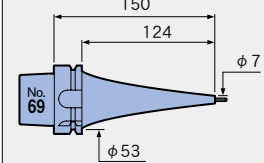
1.8

A63-SLSA4-120 CV



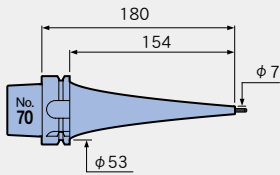
2.7

A63-SLSA4-150 CV



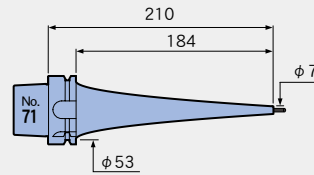
4.0

A63-SLSA4-180 CV



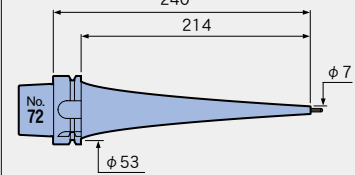
6.6

A63-SLSA4-210 CV



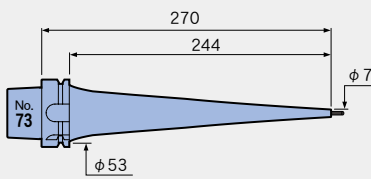
11.6

A63-SLSA4-240 CV



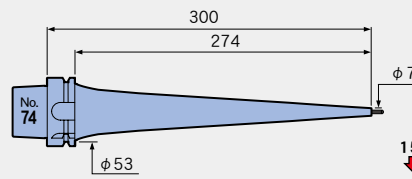
14.0

A63-SLSA4-270 CV



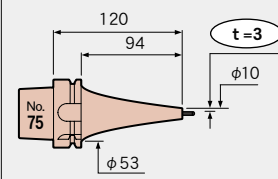
11.9

A63-SLSA4-300 CV



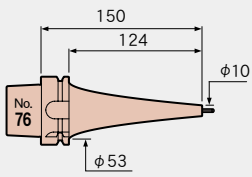
15.9

A63-SLRA4-120 CV



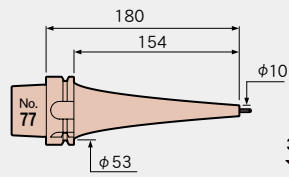
1.9

A63-SLRA4-150 CV



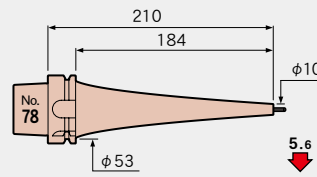
2.9

A63-SLRA4-180 CV



3.3

A63-SLRA4-210 CV



5.6

思诚资源
www.sczy.com
高端制造服务商

深圳思诚资源科技有限公司
SHENZHEN SCZY TECHNOLOGY CO.,LTD.

电话/Tel: 0769-22186189

网址/Web: www.sczy.com

邮箱/E-mail: sales@sczy.com

地址/Adr: 广东省东莞市长安镇长青南路1号万科中心1906



微信公众平台